

Project

Quantity

Item #

Model Specified:

CSI Section 11400

G-Series Hinged Glass Door Reach-In Refrigerators/Self-Contained



Equipped with an easy to use microprocessor control!



Model G21000



Stainless Steel
Front & Door(s)

One, Two & Three Section Models, 32" Deep

Aside from their anodized aluminum side and interior finishes, Traulsen's G-Series "Dealer's Choice" models meet or exceed the standard specifications and performance of most other brands top tier product offerings. Reliable, energy efficient, and durable, with large individual storage capacities, the high quality G-Series line-up includes a wide range of one, two and three section reach-in refrigerator and freezer models, built in our most popular footprints. They are available with either full or half height doors, and the added convenience of a variety of different door hingings to choose from. In addition, each also includes a number of user-friendly features, making them one of the best overall equipment values in Foodservice today, and the right fit for nearly any commercial application.

AVAILABLE MODELS

Single Section (Formerly Model GHT132WUTHG)			Two Section (Formerly Model GHT232NUTHG)			Three Section (Formerly Model GHT332NUTHG)		
Model #	Door	Hinging	Model #	Door	Hinging	Model #	Door	Hinging
G11000★	Half	Right	G21000★	Half	Left-Right	G32000	Half	Left-Right-Right
G11001★	Half	Left	G21001★	Half	Right-Left	G32001	Half	Left-Left-Right
G11010★	Full	Right	G21002★	Half	Right-Right	G32002	Half	Right-Right-Right
G11011★	Full	Left	G21003★	Half	Left-Left	G32003	Half	Left-Left-Left
			G21010★	Full	Left-Right	G32010	Full	Left-Right-Right
			G21011★	Full	Right-Left	G32011	Full	Left-Left-Right
			G21012★	Full	Right-Right	G32012	Full	Right-Right-Right
			G21013★	Full	Left-Left	G32013	Full	Left-Left-Left

Standard Product Features

- High Quality Stainless Steel Exterior Front
- Corrosion Resistant Anodized Aluminum One-Piece Sides
- Durable Anodized Aluminum Interior
- Microprocessor Control With LED Temperature Readout
- Top-Mounted, Balanced, Self-Contained Refrigeration System
- Large High Humidity Evaporator Coil Outside The Food Zone
- Load-Sure Guard Protects Against Improper Loading
- Full or Half Length Hinged Glass Doors With Locks
- Self-Closing Doors With Stay Open Feature At 120 Degrees
- Guaranteed For Life Cam-Lift Hinges
- Stainless Steel Vertical Door Handle(s)
- Incandescent Lights With Exterior Switch
- Damage Resistant Stainless Steel Breaker Caps
- Three (3) Adjustable Epoxy Coated Shelves Per Section, Supported On Shelf Pins (installed at the factory)
- Energy Saving Automatic Non-Electric Condensate Evaporator
- Magnetic Snap-In EZ-Clean Door Gaskets
- Anti-Condensate Door Perimeter Heaters
- Thermostatic Expansion Valve Metering Device Provides Quick Refrigeration Recovery Times
- Stainless Steel One-Piece Louver Assembly
- 9' Cord & Plug Attached
- Set of Four (4) 6" High Casters With Locks
- Three Year Parts And Labor Warranty
- Five Year Compressor Warranty

Optional Accessory Kits

- Additional Epoxy Coated Shelves*
- No. 1 Type Tray Slides* To Accommodate either: (1) 18" x 26" or (2) 14" x 18" Sheet Pans, Adjustable To 2" O.C.
- No. 4 Type Tray Slides* To Accommodate (1) 18" x 26" Sheet Pans (equips one full section)
- Universal Type Tray Slides* To Accommodate Either (1) 18" x 26" or (2) 14" x 18" Sheet Pans, or (2) 12" x 20" Steam Table Pans, Adjustable To 4" O.C.
- Plated Shelves* (for use in lieu of standard shelving)
- EZ-Change Interiors (#1, universals, universal heavy duty tray slides and shelves)
- 6" High Adjustable Legs (for use in lieu of standard casters)

*Please refer to spec sheet TR35872 for optional accessory kit details.

All optional accessory kits are shipped separately for later installation by others at the jobsite.



★ **Noted models are ENERGY STAR® listed. Please refer to www.energystar.gov to view the most up-to-date product listing and performance data.**



Listed by Underwriters Laboratories Inc., to U.S. and Canadian safety standards and Listed by NSF International.



Approval: _____



TRAULSEN
4401 BLUE MOUND RD.
PHONE 1 (800) 825-8220
Website: www.traulsen.com

FT. WORTH, TX 76106
FAX-MKTG. 1 (817) 624-4302

Project

Quantity

Item #

Model Specified:

CSI Section 11400

Specifications

Construction, Hardware and Insulation

Cabinet exterior front and louver assembly are constructed of 20 gauge stainless steel. Cabinet sides (including returns) and interior are constructed of anodized aluminum. The exterior cabinet top, back and bottom are constructed of heavy gauge aluminized steel. A set of four (4) 6" high casters are included.

Doors are equipped with removable plug cylinder locks and guaranteed for life cam-lift, gravity action, self-closing metal, glide hinges with stay open feature at 120 degrees. An exterior mounted switch is provided to operate the interior incandescent lighting. Each door includes a vertically mounted stainless steel handle.

Gasket profile and Santoprene® material simplify cleaning and increase overall gasket life. Anti condensate heaters are located behind each door opening.

The cabinet is insulated with an average of 2" thick high density, non-CFC, foamed in place polyurethane.

DIMENSIONAL DATA	1-Section Models	2-Section Models	3-Section Models
Net capacity cu. ft.	24.2 (686 cu l)	46.0 (1303cu l)	69.1 (1958 cu l)
Length - overall in.	29 $\frac{5}{8}$ (75.9 cm)	52 $\frac{1}{8}$ (132.4 cm)	76 $\frac{5}{16}$ (193.8 cm)
Depth - overall in.	35 (88.8 cm)	35 (88.8 cm)	35 (88.8 cm)
Depth - over body in.	32 (81.3 cm)	32 (81.3 cm)	32 (81.3 cm)
Depth - door open 90° in.	56 $\frac{1}{8}$ (144.5 cm)	56 $\frac{1}{8}$ (144.5 cm)	56 $\frac{1}{8}$ (144.5 cm)
Clear door width in.	21 $\frac{1}{8}$ (53.6 cm)	21 $\frac{1}{8}$ (53.6 cm)	21 $\frac{1}{8}$ (53.6 cm)
Clear half-door height in.	27 $\frac{1}{2}$ (69.9 cm)	27 $\frac{1}{2}$ (69.9 cm)	27 $\frac{1}{2}$ (69.9 cm)
Clear full-door height in.	57 $\frac{7}{8}$ (146.3 cm)	57 $\frac{7}{8}$ (146.3 cm)	57 $\frac{7}{8}$ (146.3 cm)
Height-overall on 6" casters ³	83 $\frac{3}{4}$ (211.5 cm)	83 $\frac{3}{4}$ (211.5 cm)	83 $\frac{3}{4}$ (211.5 cm)
No. Standard Shelves	3	6	9
Shelf area sq. ft. ¹	18.8 (1.75 sq m)	34.6 (3.21 sq m)	51.9 (4.82 sq m)
ELECTRICAL DATA			
Voltage	115/60/1	115/60/1	115/60/1
Feed wires with Ground	3	3	3
Full load amperes	7.3	9.2	15.0
REFRIGERATION DATA			
Refrigerant	R-134a	R-134a	R-134a
BTU/HR H.P. ²	2240 (1/5 HP)	4610 (5/8 HP)	4900 (3/4 HP)
SHIPPING DATA			
Length - crated in.	35 (89 cm)	63 (160 cm)	91 (231 cm)
Depth - crated in.	43 (109 cm)	43 (109 cm)	43 (109 cm)
Height - crated in.	83 $\frac{1}{2}$ (212 cm)	83 $\frac{1}{2}$ (212 cm)	83 $\frac{1}{2}$ (212 cm)
Volume - crated cu. ft.	71 (2011 cu l)	131 (3711 cu l)	189 (5354 cu l)
Net Wt. lbs.	305 (138 kg)	450 (204 kg)	720 (327 kg)
Gross Wt. lbs.	395 (179 kg)	590 (268 kg)	900 (408 kg)

NOTES

NOTE: Figures in parentheses reflect metric equivalents.

1= Figure shown reflects the area of standard shelf complement plus the additional storage area available on the cabinet bottom.

2= Based on a 90 degree F ambient and 20 degree F evaporator. For remote data please refer to spec sheet TR35837.

3= 12" Top clearance preferred for optimum performance and service access.



Equipped With One NEMA 5-15 P Plug
(one & two section models only)



Equipped With One NEMA 5-20 P Plug
(three section models only)

NOTE: When ordering please specify: Voltage, Hinging, Door Size, Options and any additional warranties.

Continued product development may necessitate specification changes without notice.

Part No. TR35789 (revised 7/13)

Refrigeration System

A top mounted, self-contained, balanced refrigeration system using R-134a refrigerant is conveniently located behind the one piece louver assembly. It features an easy to clean front facing condenser, thermostatic expansion valve, air-cooled hermetic compressor, large, high humidity evaporator coil located outside the food zone and a top mounted non-electric condensate evaporator. A 9' cord and plug is provided. Standard operating temperature is 34 to 38°F.

Controller

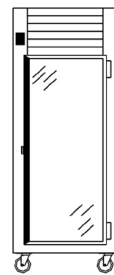
The easy to use water resistant microprocessor control system is supplied standard. It includes a 3-Digit LED Display, and a Fahrenheit or Celsius Temperature Scale Display Capability.

Interior

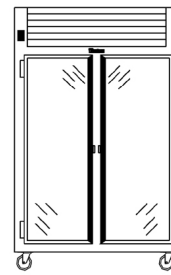
Standard interior arrangements include three (3) epoxy coated wire shelves per section, mounted on shelf pins, installed at the factory. Shelves are full-width, and do not have any large gaps between them requiring the use of "bridge" or "junior shelves." Recommended load limit per shelf should not exceed 225 lbs.

Warranties

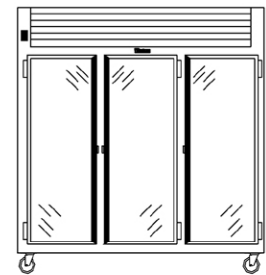
Both a three year parts and labor warranty and a five year compressor warranty (self-contained models only) are provided standard.



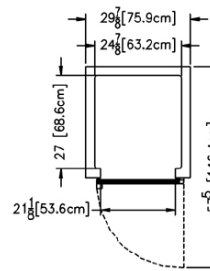
Elevation
One-Section



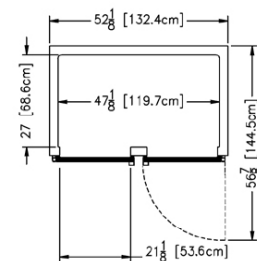
Elevation
Two-Section



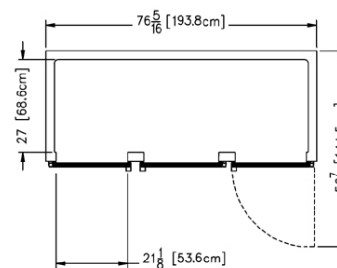
Elevation
Three-Section



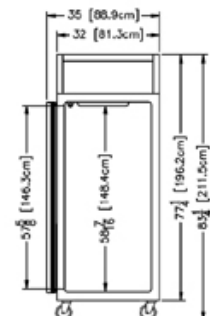
Plan - One-Section



Plan - Two-Section



Plan - Three-Section



Section - All Models

TRAULSEN
4401 BLUE MOUND RD.
PHONE 1 (800) 825-8220
Website: www.traulsen.com

FT. WORTH, TX 76106
FAX-MKTG. 1 (817) 624-4302

Traulsen